



Mobility

More Options. Less Compromise.

Toyota has a full range of mobility solutions to meet your individual needs. Toyota partner companies serve your needs for wheelchair-accessible vehicles and other adaptive equipment, such as hand controls and scooter lifts.



MOBILITY SOLUTIONS



PARTNER-PROVIDED SOLUTIONS such as lowered-floor, wheelchair-accessible Siennas. With this special adaptation, wheelchair users ride comfortably or navigate into the drivers position.



BRAUNABILITY TURNY EVO SWIVEL SEAT is the #1 selling handicap vehicle transfer seat for SUVs, trucks, and vans that moves completely outside the vehicle and lowers it down to your desired level. This makes it easier for you to sit down or transfer from a wheelchair.



ADAPTIVE EQUIPMENT engineered to make it possible for people with disabilities to drive or be transported comfortably in Toyota vehicles.



Available in
All-Wheel Drive

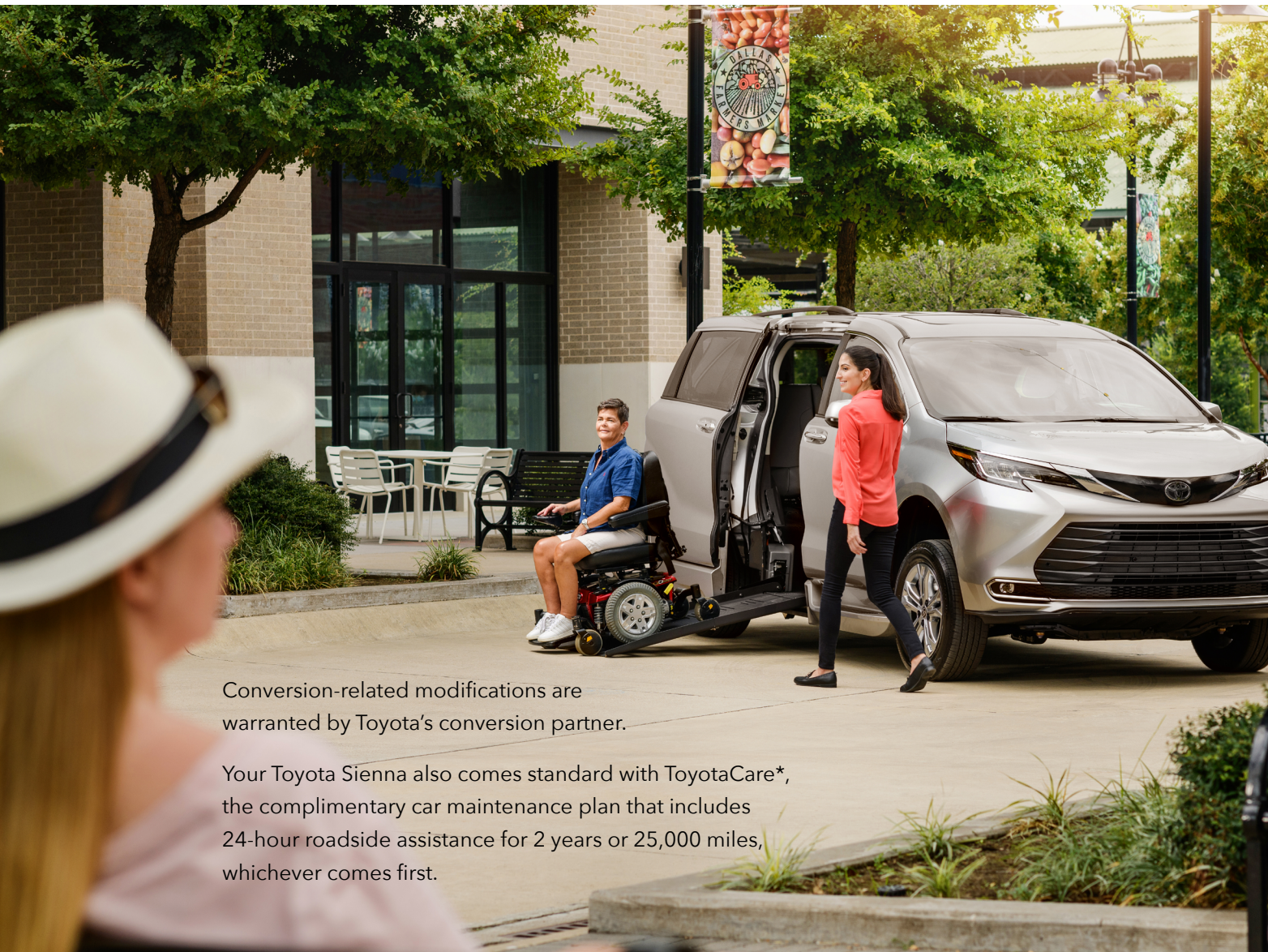
MOBILITY SOLUTIONS

WHEELCHAIR ACCESSIBLE SIENNA

Conversions performed by:



There are so many ways to configure the Sienna to meet your individual transportation preferences. Toyota's partner conversion companies provides the assurance of quality and service after the sale.



Conversion-related modifications are warranted by Toyota's conversion partner.

Your Toyota Sienna also comes standard with ToyotaCare*, the complimentary car maintenance plan that includes 24-hour roadside assistance for 2 years or 25,000 miles, whichever comes first.

TOYOTA SIENNA IN-FLOOR RAMP

Siennas featuring an in-floor style represent an interesting twist on the traditional fold-out ramp by storing the one-piece ramp under the floor. Just like the fold-out, this conversion includes a complete reconfiguration of the chassis and has the kneeling feature.

The in-floor configuration means the ramp stays hidden until needed, allowing you to choose the style that suits your taste.



TOYOTA SIENNA FOLD-OUT RAMP

This conversion includes a complete reconstruction of the van by cutting out the original floor and installing a purpose-built replacement that adds inches to the height of the door opening for easy entry and exit. As the door opens, the vehicle also kneels to make the ramp angle as low as possible, making it easier for people who use a manual wheelchair.

The fold-out style is an industry standard and has been proven reliable over years of service. When deployed, the ramp is perfectly flat, then folds in half and stores against the curb-side door for travel.

Fold-out ramp Siennas are available from BraunAbility and Vantage Mobility International (VMI).

MOBILITY SOLUTIONS

LIFT-UP SEAT

The BraunAbility Turny Evo Swivel Seat is the #1 selling handicap vehicle transfer seat for SUVs, trucks, and vans that moves completely outside the vehicle and lowers it down to your desired level. This makes it easier for you to sit down or transfer from a wheelchair.

Once you're seated, push a button and the Turny Evo Swivel Seat will lift you inside the vehicle. It's a simple yet very effective way to make your truck or SUV more accessible.

- Lower seat to your desired height
- One-button activation
- Passenger, Driver or Mid-row installation



ADAPTIVE EQUIPMENT

“Adaptive Equipment” is the term that applies to aftermarket devices that help make it possible for people with disabilities to drive or be transported comfortably. These assistive aids are typically installed by independent mobility equipment dealers specializing in automotive mobility needs.



Hand controls, allowing the driver to operate the vehicle's throttle and brakes with only their hands, are common adaptive equipment options for drivers with limited mobility.



Another option is a hitch or bed-mounted lift to safely transport an unoccupied wheelchair or scooter — essential for those who find their chair or scooter invaluable for an active, healthy lifestyle.



YOUR BUYING PROCESS



1.

Visit your local Toyota dealer to help you select which model Sienna you prefer including interior and exterior color selection and available option packages.



2.

Your Toyota dealer will collect basic contact information no sales contract or obligations.

Toyota dealer will submit your information, upon your consent, to the nearest Toyota Approved Mobility dealer based on your location and preference.



3.

Selected Toyota approved Mobility dealer will contact you to assess your mobility needs.

Financing and option packages will be confirmed, and your Sienna conversion process will begin.



4.

Your selected Mobility dealer will provide status throughout the conversion process.



5.

Upon completion you will take delivery of your new Wheelchair Accessible Sienna from your selected Mobility dealer.



6.


Congratulations! You can now enjoy your newly converted Wheelchair Accessible Toyota Sienna.

ToyotaCare service will be provided through the Toyota dealer network.

FINANCIAL ASSISTANCE

This program provides cash reimbursement up to \$1,000 to help offset the cost of any qualified adaptive equipment or conversion, for drivers and/or passengers, when installed on any eligible purchased or leased new Toyota vehicle.

Under this program, a cash reimbursement will be provided for the exact cost paid (up to a maximum of \$1,000) to purchase and install qualifying adaptive driving or passenger equipment for transporting persons in need of assistance.



Leased vehicles require advance written lessor approval of adaptive equipment installations.

The adaptive equipment must be installed within 12 months of vehicle purchase or lease.

A **Reimbursement Application Form** must be submitted to the Toyota Mobility Assistance Center within 90 days of complete installation of adaptive equipment.

Mobility customers will receive payment within 6-8 weeks after documents are submitted. Incomplete documentation will delay the payment.

[Click to download the Assistance Program form](#)

Qualifying adaptive equipment or conversion is defined as any aftermarket alteration or equipment installation on an eligible Toyota vehicle, required by persons with a disability to drive, enter, exit and/or be transported safely and comfortably in a vehicle.

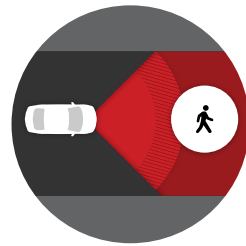
Note:

Please refer to the **FAQ** section of [ToyotaMobility.com](https://www.toyotamobility.com) website if you have any other questions, or for questions about allowable adaptations please call the Toyota Brand Engagement Center at (800) 331-4331.



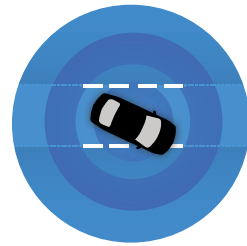
SAFETY IS NOW STANDARD

Toyota Safety Sense 2.0™ is a bundle of active safety features at no additional cost. These innovative features were designed to help protect you and your passengers from harm.



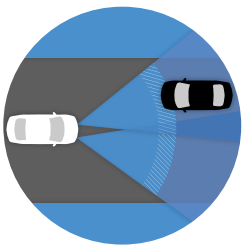
PRE-COLLISION SYSTEM¹ WITH PEDESTRIAN DETECTION²

Pre-Collision System with Pedestrian Detection helps keep the road safe by detecting a vehicle or a pedestrian in certain situations. If you don't react, the system is designed for automatic braking support to help mitigate the potential for a collision.



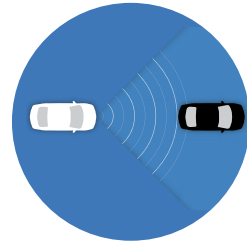
STANDARD LANE DEPARTURE ALERT WITH STEERING ASSIST³

If an inadvertent lane departure is detected and the system can identify visible lane markings, the Lane Departure Alert system is designed to issue both an audible alert and visual warning on the MID screen.



STANDARD AUTOMATIC HIGH BEAMS⁴

Sienna enhances visibility and helps make nighttime driving safe. The Automatic High Beam system uses a camera to help detect oncoming vehicles as far away as 2000 feet and, depending on the circumstances, it is designed to automatically switch the high beams on and off, helping make it easier for other drivers on the road.



STANDARD DYNAMIC RADAR CRUISE CONTROL⁵

Sienna's Dynamic Radar Cruise Control takes cruising to the next level. Using forward-sensing radar technology and an intelligent camera, the system is designed to detect the speed and distance of the vehicle traveling directly ahead of you and adjust your speed accordingly.



Model year 2023 shown.

EFFICIENCY MEETS STYLING

Stylish on the outside. Functional on the inside. Sienna effortlessly works with your lifestyle. Standard Apple CarPlay^{®6} and Android Auto^{™7} compatibility lets you bring your favorite apps along for the ride. On unfamiliar roads, its available All-Wheel Drive (AWD) system helps keep you in control. And standard Toyota Safety Sense 2.0™ (TSS 2.0)⁸ and ToyotaCare⁹ help you drive with added peace of mind. Wherever you go, Sienna's versatility will inspire you to take on the day — and look good while doing it.



Model year 2023 shown.



- Designed, Engineered and Assembled in the U.S.A.
- Bold Design with New Versatility
- Standard Hybrid Powertrain with Class-Leading Manufacturer-Estimated 33 Combined MPG
- Available All-Wheel Drive
- Standard Toyota Safety Sense 2.0™ with Automatic Emergency Braking
- Standard Blind Spot Monitor on All Grades
- New Platinum Luxury Model
- Equipped for all facets of life with a tow rating up to 3,500 pounds



* ToyotaCare covers normal factory scheduled maintenance for two years or 25,000 miles, whichever comes first. Certain models require a different maintenance schedule as described in their Maintenance Guide. 24-hour Roadside Assistance is also included for two years, unlimited mileage. Roadside Assistance does not include parts and fluids, except emergency fuel delivery. See Toyota dealer for details and exclusions. Valid only in the continental U.S. 1. The TSS Pre-Collision System is designed to help avoid or reduce the crash speed and damage in certain frontal collisions only. It is not a substitute for safe and attentive driving. System effectiveness is dependent on road, weather and vehicle conditions. See Owner's Manual for additional limitations and details. 2. The Pedestrian Detection system is designed to detect a pedestrian ahead of the vehicle, determine if impact is imminent and help reduce impact speed. It is not a substitute for safe and attentive driving. System effectiveness depends on many factors, such as speed, size and position of pedestrians, and weather, light and road conditions. See Owner's Manual for additional limitations and details. 3. Lane Departure Alert with Steering Assist is designed to read lane markers under certain conditions. It provides a visual and audible alert, and slight steering force when lane departure is detected. It is not a collision-avoidance system or a substitute for safe and attentive driving. Effectiveness is dependent on road, weather and vehicle conditions. See Owner's Manual for additional limitations and details. 4. Automatic High Beams operate at speeds above 25 mph. Factors such as a dirty windshield, weather, lighting and terrain limit effectiveness, requiring the driver to manually operate the high beams. See Owner's Manual for additional limitations and details. 5. Dynamic Radar Cruise Control is designed to assist the driver and is not a substitute for safe and attentive driving practices. System effectiveness is dependent on road, weather and traffic conditions. See Owner's Manual for additional limitations and details. 6. Apps and services are subject to change at any time without notice. Data charges may apply. Apple CarPlay® functionality requires a compatible iPhone® connected with an approved data cable into the USB media port. Apple CarPlay® is a registered trademark of Apple Inc. 7. Vehicle user interface is a product of Google and its terms and privacy statement apply. To use Android Auto on your audio display, you'll need an Android Auto compatible vehicle and Android phone. For phone compatibility visit: <https://www.android.com/auto/>. Requires compatible smartphone connected with an approved data cable into the USB media port, and data plan rates apply. Apps and services vary by phone carrier and are subject to change at any time without notice. Android, Android Auto and Waze are trademarks of Google. 8. Toyota Safety Sense™ effectiveness is dependent on many factors including road, weather and vehicle conditions. Drivers are responsible for their own safe driving. Always pay attention to your surroundings and drive safely. See Owner's Manual for additional limitations and details. 9. ToyotaCare covers normal factory scheduled maintenance for two years or 25,000 miles, whichever comes first. Certain models require a different maintenance schedule as described in their Maintenance Guide. 24-hour Roadside Assistance is also included for two years, unlimited mileage. Roadside Assistance does not include parts and fluids, except emergency fuel delivery. See Toyota dealer for details and exclusions. Valid only in the continental U.S.

